


LED Bi-Pin Mount Series



LED-MR20-12-6-3-SW-60 (Soft White - Wide 60° Beam)

LED-MR20-12-6-3-DL-60 (Daylight - Wide 60° Beam)

Description:

Fully encapsulated, 12 Volt, 6 Watt, bi-pin base mounting that integrates energy saving hi power LED technology into a standard MR20 format. Available in Soft White (SW) or Daylight (DL).

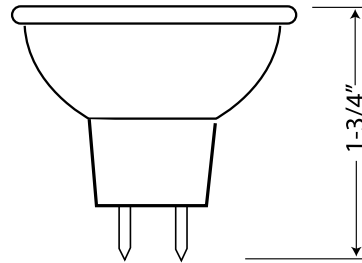
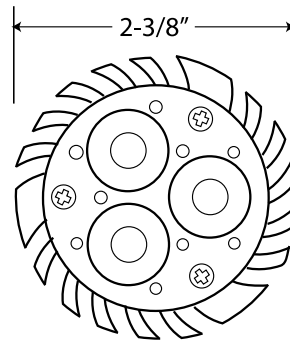
- Bi-pin base
- 6 Watt, 12 Volt operation
 - Remote transformer not required
 - Operates off of standard house current
- Soft White SW (3000K) in a wide 60° beam
- Daylight DL (5000K) in a wide 60° beam
- Compare to 40W MR20 light output
- 3 on-board high power CREE LED diodes
- Up to 50,000 hour lamp life
- 5 year warranty
- Dimmable with recommended Lutron MALV-600

Applications:

The 6W lamp has been designed to retrofit existing bi-pin installations, thereby reducing maintenance and energy expenditures - and as an energy saving light source for new fixtures and installations.

- Retail display applications
- Task lighting
- Recessed downlighting
- Hospitality and institutional outdoor and landscape retrofit
- Underwater fixtures and applications
- Residential lighting

NOTE: For indoor use only in 'open air', or nearly 'open air' fixtures, such as exposed track and suspended fixtures. All LED bulbs cannot be used in fully enclosed fixtures.



Technical Specifications:

Bulb Type:	MR20	Base Type:	GX 5.3 bi-pin
Material:	Aluminum	Replaces:	40W
Lumens:	285SW / 380DL	Life Time:	Up to 50,000 Hrs.
Input Voltage:	12V	Output Power:	6W
Dimensions:	2-3/8" x 2-1/2"	Beam Angle:	60° (Wide)
Light Source:	3 pc CREE LED	Lumens / Watt:	65
CRI:	80	Color:	(SW) est. 3000K
UV/IR Radiation:	No		(DL) est. 5000K

Note: All specification information falls within a ± 2% range

JOIN THE RETROFIT REVOLUTION™



Light Emitting Designs
Environmental Lighting Solutions
a division of TADD, LLC

NOTE: Light Emitting Designs is providing this information to the general public. Please note that all products contained herein are trademarked, copyrighted, and/or have patents pending. Any use of these designs is strictly prohibited without prior written consent. Light Emitting Designs protects its proprietary information vigorously in the courts of the United States of America.

108 S. Wynstone Park Drive • Suite 103 • N. Barrington, IL 60010 • (847) 380-3540
FAX: (847) 380-3542 www.led-llc.com Specs subject to change without notice. 012610_MR201263