



PERFECT LED SOLUTION FOR

LINEAR & GENERAL PURPOSE

STRIPS & WRAPS

TROFFERS

VAPOR TIGHTS

LOW BAY & HIGH BAY

COVES & SOFFITS

STAIRWELLS

LBI  
PRO



THE LINEAR TRANSFORMER



use as a  
retrofit kit  
or fixture

[led-llc.com/lbi](http://led-llc.com/lbi)

LIGHT EFFICIENT DESIGN

847.380.3540 • [led-llc.com](http://led-llc.com)



Light Efficient Design

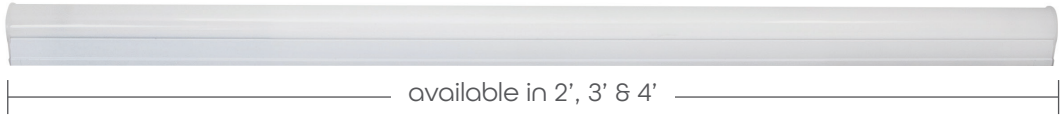
---

RemPhos



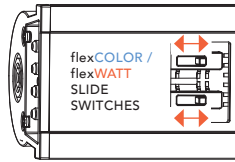
# THE LINEAR TRANSFORMER

connect up to  
40 LBI together from  
one power feed



the ultimate in flexibility

flexCONTROL  
order with advanced,  
basic or no controls




flexCOLOR  
3 color temperatures  
flexWATT  
3 wattages

## CONNECTORS & CONTROLS

### INCOMING POWER KIT

The incoming power cable connects the 1st LBI in a run to electric service. The LBI can link up to 40 units in line (using Linking-Cables or Seamless Connectors), each application may require unique numbers of incoming power cables.



### LINKING CABLES

Quickly link LBI together in fixtures, around corners and more. Available in 6", 12" or 18".



### SEAMLESS CONNECTORS

Connect LBI together resulting in a seamless run of lighting.



### OC2 SENSOR KIT

Tri-Level, remote controllable high frequency motion and daylight sensor designed to easily integrate with the LBI bars.



### EMERGENCY DRIVER (EMG-H SERIES)

Emergency solution for LBI. It allows the LBI to be used for normal and emergency operation.



### 4.7IN SPACER CONNECTOR

Use the Spacer Connector to bring the length of the bar system to a standard dimension.



### CORD WITH PLUG AND ON/OFF SWITCH

Available in 2' or 7'.



## MOUNTING ACCESSORIES

### SURFACE MOUNT MAGNETIC CLIP

The most universal method for attaching the LBI to a wall, ceiling, or fixture. 2 clips are included with each LBI.



### SUSPENDED IN-LINE BRACKET KIT

Fastens over the junction of 2 LBI to keep them straight in-line and provides mounting points for common suspension methods. 9.8' of cable included.



### UP/DOWN CLIP

Use the Up/Down clip with our suspended in-line kit to clip a shorter LBI to provide up-light.



### BLADE CLIP

Designed for fixtures that have thin sheet metal or plastic film reflectors often found on high bays.



### 45 DEGREE BRACKET/CLIP

Holds the LBI at 45 degrees to better distribute the light in the desired direction.



### T-BAR CLIP

The fastest way to mount a light bar to a T-Bar grid ceiling. Works with standard 15/16" grid only.

