



NVLAP LAB CODE 500080-0

Ref. No.: LCZP16080239
Date of issue: Sep. 27, 2016
Version: 1.0
Total pages: 11



**Test report of
In Situ Temperature Measurement
And Lumen Maintenance Projection**

Rendered to:
LIGHT EFFICIENT DESIGN, DIV OF TADD LLC.
188 S. Northwest Highway Cary, IL 60013

For products:
LED Lamp

Models:
LED-8032M40-MHBC

Test date: Sep. 17, 2016
Test laboratory: LCTECH (Zhongshan) Testing Service Co.,Ltd
2/F., Technology and Enterprise Development Center, Guangyuan Road, Xiaolan,
Zhongshan, Guangdong, China

Laboratory note:

Complied by:
Bowen Pang
Project Engineer
Sep. 27, 2016

Reviewed by:
Richard Li
Technical Manager
Sep. 27, 2016

The duplication of this report or parts of it and its use for advertising purposes is only allowed with permission of the testing laboratory. This report contains the result of the examination of the product sample submitted by the applicant. A general statement concerning the quality of the products from the series manufacture cannot be derived therefore. This report must not be used by the customer to claim product certification, approval or endorsement by NVLAP, NIST, or any agency of the Federal Government. This report contains data that are not covered by the NVLAP accreditation.



Table of Contents


1 General	3
1.1 Products Information	3
1.2 Reference standards or methods.....	4
1.3 Equipment list.....	4
2 Test conducted and method	5
2.1 Ambient Condition	5
2.2 Temperature Stabilization	5
2.3 Thermocouples	5
2.4 Draught-free test enclosure	5
2.5 Suspension methods	5
2.6 Thermocouples contact	5
3 Test Result	6
3.1 Electrical data.....	6
3.2 Temperature data	6
3.3 Lumen Maintenance Projection (IESNA TM-21 Method)	6
3.4 Thermocouple contact photo	7
Appendix 1 LM-80 report summary.....	8
Appendix 2 TM-21 inputs	9
Appendix 3 TM-21 Results	10

1 General


1.1 Products Information

Brand Name	-
Lamp Type	LED Lamp
Model Number	LED-8032M40-MHBC
Rated Inputs	277V, 60Hz
Rated Power	210 W
Rated Initial Lamp Lumens	N/A
Declared CCT	4000K
Ballast	M59
LED Package, Array or Module	Model: SPMWHX1228FXXXXXXXX, manufactured by SAMSUNG ELECTRONICS CO., LTD
Date of Receipt Samples	Sep. 7, 2016
Quantity of Receipt Samples	1 units

Photo



Picture 1



Picture 2

1.2 Reference standards or methods

The following standards are partly or totally used or referenced for test:

No.	Name
IEC 62560-2011 [#]	Self-ballasted LED-lamps for general lighting services by voltage>50V- Safety specifications
IES LM-80-08	Approved Method for Measuring Lumen Maintenance of LED Light Sources
IES TM-21-2011	Projecting Long Term Lumen Maintenance of LED Sources
IES LM-84-14 Annex A	Recommendations for measurement of In-situ conditions LED case Temperature, Ts

[#]Note: Standard IEC 62560-2011 only clause 10 cap temperature rise was tested . For reference only and IEC 62560-2011 is not in the scope of NVLAP recognition.

1.3 Equipment list

ID	Instrument	Model name	Cal. Date	Next cal. Date
AC Power supply	LC-I-923	CHP-500	2016-02-04	2017-02-03
AC Power supply	LC-I-987	APW-110N	2016-02-04	2017-02-03
Power analyzer	LC-I-954	WT210	2016-02-04	2017-02-03
Multimeter	LC-I-972	Fluke 17B	2016-08-10	2017-08-09
J thermocouple	LC-I-096	TT-J-30-SLE(200m/r)	2016-03-01	2017-02-28
Data acquisition/Switch unit	LC-I-098	34970A	2016-03-01	2017-02-28
Wireless T&H Transmitter	LC-I-978	DWRF-B	2016-02-03	2017-02-28

2 Test conducted and method

2.1 Ambient Condition

Test was conducted in an ambient temperature of 25 ± 5 °C. Ambient temperature variations above or below 25 °C was subtracted from or added to temperatures recorded at points on the luminaire.

The ambient temperature was measured by a thermocouple which was immersed in 15 ml of mineral oil in a glass container.

2.2 Temperature Stabilization

Temperatures were measured after they have stabilized when the temperature were changing at a rate less than 1°C per hour and would not rise.

2.3 Thermocouples

Type J thermocouple was used for temperature measurement. The diameter of thermocouple conductor was 0.05mm².

2.4 Draught-free test enclosure

The lamp was positioned in a rectangular draught-proof enclosure with a double skin on the top and on at least three sides, and with a solid base. The double skins were of perforated metal, spaced apart approximately 150mm, with regular perforations of 1 mm to 2 mm diameter, occupying about 40% of the whole area of each skin. The internal surfaces of enclosure are painted with a matt paint.

2.5 Suspension methods

The luminaire was suspended in the ceiling of draught-free test enclosure.

2.6 Thermocouples contact

Thermocouples were in contact with the TMP_{LED} location described in LM-80 test report. In order to gain the maximum temperature, if appropriate, more than one thermocouple was contact in these locations. For details information, please refer to clause 3.3 for the photo of thermocouple contact.

3 Test Result

3.1 Electrical data

Criteria Item	Result
Input voltage	277.00V~60Hz
Input current	1.298 A
Total power	208.82 W
Power factor	0.581

3.2 Temperature data

Criteria Item	Result
Total operated period	8.0 hours
Ambient temperature	25.4°C
Measured maximum Temperature @TMP _{LED}	77.8C
Maximum Temperature @TMP _{LED} (Normalized to 25°C)	<u>77.4°C</u>

Note: TMP_{LED} was the maximum temperature LED which was selected based on the method of Annex A of IES LM-84-14

3.3 Lumen Maintenance Projection (IESNA TM-21 Method)


Criteria Item	Result
6000 hours lumen maintenance of LED light source	94.20%
forward current on each LED light source	150 mA
Projected L ₇₀ lumen maintenance life	<u>51000 hours</u>
Reported L ₇₀ lumen maintenance life	<u>51000 hours</u>

Note: Please refer to appendix 2 and 3 for details of TM-21 inputs and results.




LCTECH

3.4 Thermocouple contact photo



Picture 1 Part view of hottest LED



Picture 2 Over view



Appendix 1 LM-80 report summary

Report originated by	Shenzhen BST Technology Co., Ltd.		
Manufactured by	SAMSUNG ELECTRONICS CO., LTD		
LM-80 report No.	BST1510440900002Y- 1SR- 2		
LED Model	SPMWHX1228FXXXXXXXXX		
LED Part Number	SPMWHX1228FXXXXXXXXX		
Number of LED light source tested	20 units		
Drive Current	150 mA		
Case temperature	55°C	75°C	85°C
10000 hours lumen maintenance	94.20%	94.04%	90.57%
10000 hours color maintenance($\Delta u'v'$)	0.0042	0.0052	0.0059

TM-21 Inputs

LM-80 Test Inputs

Instructions	Description of LED Light Source Tested (manufacturer, model, catalog number)	Test Data for 55°C Case Temperature		Test Data for 85°C Case Temperature		Test Data for 105°C Case Temperature		
		Time (hours)	Lumen Maintenance (%)	Time (hours)	Lumen Maintenance (%)	Time (hours)	Lumen Maintenance (%)	
<p>Yellow fields are completed by the user. Fields not used should be left blank. Cyan fields are calculated based on user entries.</p> <p>First, enter a description of the LED light source tested. Then complete the fields labeled "LM-80 Testing Details". Test duration must be at least 6,000 hours. If only one case temperature data set is to be used (no interpolation), complete only "Tested case temperature 1". For only two case temperature data sets, complete 1 and 2.</p> <p>Next, further to the right, in the corresponding box(es) for each tested case temperature, enter the test data along with the time (in hours) at which each measurement was taken. Data entered must be normalized then averaged measured data (per TM-21 sections 5.2.1 and 5.2.2).</p> <p>Enter drive current, <i>in-situ</i> temperature data and the percentage of initial lumens to project to in the fields labeled "In-Situ Inputs".</p> <p>Results can be tailored to estimate lumen maintenance at a specific time by entering a value (t) in the yellow field.</p> <p>A complete TM-21 report will appear on the next tab labeled "Report".</p>	Model: SPMWHX1228FXXXXXXX, manufactured by SAMSUNG ELECTRONICS CO., LTD	0	100.00%	0	100.00%	0	100.00%	
			1000	99.90%	1000	99.90%	1000	99.50%
			2000	98.61%	2000	98.84%	2000	98.33%
			3000	98.81%	3000	98.26%	3000	97.35%
			4000	98.35%	4000	97.77%	4000	96.44%
			5000	97.79%	5000	97.56%	5000	95.63%
			6000	97.34%	6000	96.72%	6000	94.81%
			7000	97.00%	7000	95.74%	7000	92.70%
			8000	96.42%	8000	94.65%	8000	92.22%
			9000	95.48%	9000	94.51%	9000	91.44%
		10000	94.20%	10000	94.04%	10000	90.57%	

In-Situ Inputs

Drive current for each LED package/array/module (mA):	150
In-situ case temperature (T _{case} , °C):	77.4
Percentage of initial lumens to project to (e.g. for L ₇₀ , enter 70):	70

Results

Time (t) at which to estimate lumen maintenance (hours):	10,000
Lumen maintenance at time (t) (%):	94.20%
Calculated L70 (hours):	51,000
Reported L70 (hours):	51,000

TM-21 Report

Table 1: Report at each LM-80 Test Condition		Model: SPWVHX1228FXXXXXXX, manufactured by SAMSUNG ELECTRONICS CO	
Description of LED Light Source Tested (manufacturer, model, catalog number)	Test Condition 1 - 55°C Case Temp	Test Condition 2 - 85°C Case Temp	Test Condition 3 - 105°C Case Temp
Sample size	20	20	20
Number of failures	0	0	0
DUT drive current used in the test (mA)	150	150	150
Test duration (hours)	10,000	10,000	10,000
Test duration used for projection (hour to hour)	5,000 - 10,000	5,000 - 10,000	5,000 - 10,000
Tested case temperature (°C)	55	85	105
α	7.159E-06	7.253E-06	1.102E-05
B	1.017	1.008	1.009
Calculated L70(10k) (hours)	52,000	50,000	33,000
Reported L70(10k)	52,000	50,000	33,000

Table 2: Interpolation Report (projection based on <i>in-situ</i> temperature entered)	
T_{s1} (°C)	55.00
T_{s1} (K)	328.15
α_1	7.159E-06
B_1	1.017
T_{s2} (°C)	85.00
T_{s2} (K)	358.15
α_2	7.253E-06
B_2	1.008
E_a/k_B	5.09E+01
A	8.359E-06
α	1.013
T_{s1} (°C)	77.40
T_{s1} (K)	350.55
α_1	7.230E-06
Projected L70(10k) at 77.4°C (hours)	51,000
Reported L70(10k) at 77.4°C (hours)	51,000

Report Generated By: Bowen Pang

Notes: N.A

Company: LCTECH (Zhongshan) Testing Service Co., Ltd.

Date: Sep. 21, 2016



(This page is intentionally left in blank)

****End of test report****